

The Flight Box



Up to the minute weather at the airfield

Letter from the President

March 2017

With the summer flying season hopefully close, there will be a cleanup day on Saturday the 25th of March, starting approximately at 9 o'clock.

The plan is to clean the gulley on the east end and the clubhouse.

The Board is currently looking at some plans for runway renovations to repair the cracks and taxi ways. And we have plans to try to do the gravel under the canopies in a couple months as well.

RAMS {Riverside Aero Modelers Society} has their Warbird event in East Bend, NC. in a couple weeks; if you have never been, RAMS puts on a great War-Bird event ! Only a couple hours travel from Roanoke.

I look forward to seeing you at the field

~
Gary Jordan
RVRC's President

Dispatch



Up to the minute weather at the airfield

Note from the Vice-President

March 2017

Hello All,

The Wings Over Salem (WOS) & War-Birds Over Salem (WBOS) events are in full swing in the planning stages.

WOS is just around the corner and will be on the Saturday preceding Father's Day, June 16th!

WBOS won't be that much far behind WOS as it is scheduled for Saturday September 16th ~ please mark your calendars !!

The Board Of Directors have many things of interest planned for these events ... but we need everyone's help in making these events a success !

~

Derrick Smith
RVRC's Vice-President

Minutes of the General Membership Meeting

Meeting called to order: 7:00pm

- 9 members present, 0 junior member (s), 0 Associate, and 1 guests
- a quorum (20) **was not** met

Guests:

- Brycen Smith, Derrick's son.

Reminders:

- ★ **You must be a Member in good standing, aircraft labeled with FAA & AMA#'s, along with dues current with the AMA and RVRC to fly at RVRC's Airfield !!!**
- ★ **REMEMBER THAT YOUR AMA Membership used to expire at the end of December, however this year the AMA has some members that their expiration terminates on the 31st of other months ! *Also, if you haven't renewed by the end of the month preceding the month of your expiration date with the AMA you will be sent a reminder letter. If you fail to renew with the AMA then you will be ISSUED A NO FLY until you present the BOD's a valid AMA card. The club roster will be updated monthly and will be available on the website with the members by name only along with their respective club affiliation status and expiration date.***
- ★ **Dan Quinn with Summit has hung NO TRESPASSING signage, due to our recent event with the outside gate key reader from a stranger in a RV entering our open gate during the Labor Day Cookout Festivities, which demolished the post and reader. And along with with the recent vandalism during the weekend of Wings Over Salem 7 (2016) has lead Summit to hang signage on the exterior of the fence. There is to be NO ONE ON THEIR LAND without the express consent of Summit and we are to remind people that if they are not a club member that this is private property and they need to vacate the premise. If you do see someone please be courteous and explain to them that with the previous owners this land use to have a public access but due to the vandalism of recent that this is no longer the case.**

Reminders: (con't)

-Renewals for year 2017-2018 ~ David & Jim are working on implementation of payments on-line via PayPal for renewal registration & new member registration on our RVRC's website. The Treasurer & Secretary are in the development stage of this undertaking, however it is our goal to have this in place and ready for implementation for April 2017 time frame.

★ **UPDATE:** Due to complications this will not be implemented until after renewal period, our apologies.

★ [Renewal Forms and New Membership Forms have been updated on the website under the Membership Information tab on the Home page.](#)

Announcements:

-Field Clean Up Day in March ... Saturday 25th, depending on the weather. Among our normal annual clean up duties; Gary will have a log splitter & the plan is to cut up some of the trees taken down last year! If you have a chainsaw bring it we'll need it to cut up the firewood for use in our airfield pit during events & get togethers. David & Vickie will be working on the Clubhouse and window washing.

-Summit will be installing another windsock on field Cessna hangar & on top of the RED ROOF building, due to the weather's high gusty winds they have not faired well this last year.

-Fly~In events have been scheduled at the February Board Of Director's Meeting

★ [Wings Over Salem](#) is Saturday, June 17th

★ ... click on the event name in BLUE to register on RC Flight Deck

★ [War-Birds Over Salem](#) is Saturday, September 16th

Announcements (con't):

-Neighboring Club's Fly~In events have been scheduled ...

★ The Toledo Show is the largest and longest running R/C model expo. RCGroups.com is the world's largest and most active RC website. From April 7th to the 9th RCGroups will be bringing you event coverage from Toledo 2017!



PLAN TO ATTEND
THE GREATEST R/C SHOW
APRIL 7,8,9 - 2017

★ River's Edge Club in North Carolina

★ Plane Nuts Airfield



4TH ANNUAL BREAST CANCER FLY IN
100% of proceeds going to: **PRETTY IN PINK FOUNDATION**
\$20.00 Landing / Save a Life Fee
SATURDAY APRIL 22ND 2017
Plane Nutz Airfield
438 Windblow Rd, Jackson Springs NC 27281
AMA# 5350 - 550' x 136' Grass Runway
Event Contact Info - Patrick Sessions 919-875-8871 or Chris Prince 919-762-0200
CO David Williams
2.4 ONLY - PLANS - HOUSERS - GAS - QUARTS ARE ON HAND
NO TURBINES
Primitive Camping - Porta Johns on Site
Come out and help Raise \$ for the Pretty in Pink Foundation!
100% Proceeds going to the PIPF
WWW.PRETTYINPINKFOUNDATION.ORG
RAFFLE PRIZES WILL BE ON SATURDAY
SPECIAL THANKS TO OUR SPONSORS!

For info on Sponsor Options, Contact: Crystal Sessions - 877-764-8458
or Email Questions to: planenutz1@gmail.com

River's Edge RC Flying Club
Spring 2017 Fun Fly
Saturday April 29, 2017
9:00 AM Till....



No Landing Fee
Food Will Be Provided
All Donations Appreciated

AMA REQUIRED TO FLY

VISITORS WELCOME!

9219 Elkin Hwy
Roaring River, NC 28669
336-452-1720

Announcements (con't):

-Neighboring Club's Fly~In events have been scheduled ...

★ RAMS (RIVERSIDE AERO MODELERS SOCIETY)



The **Riverside Aero Modelers Society (RAMS Club)** is a charter member of the Academy of Model Aeronautics (#1940) and is dedicated to providing facilities and activities promoting the enjoyment of model aviation. You must be a member of the AMA.....www.modelaircraft.org to be a RAMS member. Spectators are always free.

The RAMS flying site features the following amenities:

- 1000 ft. X 100 ft. Putting Green Grass Runway
- Covered Spectator Area
- Restroom Facilities
- 300+ Acres Flying Area

- Large Pit Area
- Ample Parking
- Camping, but no hook-up
- New Pilots and Spectators Welcome

2017 Events:

- Giant Scale Warbird Event.....April 6-9th
- Helicopter Event.....June 23-25th
- Swap Meet - W/S Coliseum Annex Bldg.....August 5th
- RCEFF (RAMS Club Electric Flight Festival).....August 24-27th
- Giant Scale Event.....October 6-8th
- Community Event.....TBD.

Visit Our Website: www.riversiderc.com for more information,
or, email us at info@riversiderc.com (Map on reverse side of this flyer)


Announcements (con't):

-Neighboring Club's Fly~In events have been scheduled ...

★ RAMS (RIVERSIDE AERO MODELERS SOCIETY) ... *directions* ...

RAMS Model Air Field

The RAMS field is approximately 15 miles NW of Winston-Salem just off of Rt. 67 on the Forsyth/Yadkin County line. The airfield is located on bottom land adjacent to the Yadkin River, with beautiful Pilot Mountain visible in the distance. (near 5801 Poindexter Road, East Bend, NC.) GPS N36 18 28 / W80 26 33



For More Information Contact:

- Charlie Lasley (President).....336-403-1796
- Michael Holbrook (Vice President).....336-258-2007
- John Welcome (Secretary).....336-303-2245
- Ken Kayser (Treasurer).....336-251-3631
- Write To.....RAMS / King, NC 2702 / P.O. Box 591

Treasurer's Report

Prepared by Jim Bowen ~ RVRC's Treasurer
for the month of
February

RVRC Treasurer's Report for Feb 2017
Prepared Mar 4, 2017

Checking Acc't	\$4,380.59
Money M'kt Acc't (as of Feb 28, 2017)	\$34,766.74
Cash on hand: 2 RVRC T-shirts sold	\$30.00
Total funds:	\$39,177.33

Income/Expense by Payee - Feb 2017

	Checking Account	
2/1/2017	Beginning Balance	\$5,260.44
DEPOSITS		
None		
	Deposits, total	\$0.00
EXPENSES		
	Payee:	
2/5/2017	Virginia Veterans Services Foundation	551.14
2/15/2017	Sporty's	109.12
2/22/2017	AMA	120.00
2/22/2017	City of Salem	10.00
2/22/2017	City of Salem	39.64
2/22/2017	ENom, Inc.	49.95
	TOTAL EXPENSES	\$879.85
2/28/2017	Closing Balance	\$4,380.59

FOR:

- Donation of W.O.S. proceeds
- New Wind Sock for Summit hangar
- 2017 renewal of charter and ins. certif.
- Monthly dumpster lease fee
- Monthly elec bill
- Website domain registration renewal

Announcements: (con't)

-Referral incentive program initiated ... The proposed plan is to help increase the growth of the club membership. If you are a current voting member with the club, you qualify for the program! Sorry non-voting members do not qualify (Associate or Youth).

How it works: if you are able to bring a new member to the club and they decide to join and use you as referral, which **MUST** be written on their application, then you as the referring club member receive a \$20 gift certificate to be used at Crossroads Hobbies.

So bring your co workers, neighbors, and friends ... but there is a catch ... you will be that person's **mentor** for the following year until they renew. This will help the new recruit get their wings and learn the ups and downs & in and outs of our wonderful hobby!

The rules are that they have to sign up as full membership with voting rights, and you are only able to make one claim to this new and exciting program once per year. You are also going to be responsible, as their mentor, in as much as it is your responsibility that you will go over the rules of the club (Safety Code and By-Laws), watch over the individual on the flight line. Help teach them perform pre-flight checks of aircraft, flying, building techniques and also by sharing your guidance and experience in the hobby. This takes place until the "**newbie**" renews at the following year. By that time this person should be able to bring someone else into the club as a mentor.

-Green Hill Park, There is a formal Park Flyer Program present, and has been so since 2013, however there has been some issues with the County of Roanoke. The Board Of Director's (BOD) has met with Roanoke County and one of the complaints of the county is we (RVRC) are being accused of flying at Green Hill Park, without obtaining proper passes. They are receiving complaints, and believe that some people are flying in violation of the County's Statute, which they intend to take action !!

The BOD of RVRC assured the county that this does not look good on the part of our Club and that we as a club would not condone such action. However, if a member is flying at Green Hill without a flying pass then they are jeopardizing any possible help from Roanoke County toward our Club for alternate weekday flying during Summit's flight operations. The County reminded the BOD's that those caught flying without obtaining the proper pass, would be in violation, and be fined. We volunteered to get the word out to our members in good faith; in order to show them that we are responsible citizens, and as a club would not condone, that type of action.

(A lot of Roanoke County's information maybe "hear say" and may not reflect the facts, however, it's hard to ask the County for help, when our members (if they are our members) are performing these sort of actions. Actions like this could result to closing the park to flying, all together.)

Announcements: (con't)

Roanoke County requires a Yearly Pass in order to fly at Green Hill Park, application is attached in a PDF format to [here](#), on RVRC's website under the Membership tab, as well as the County's. The cost varies depending on where an individual lives; Roanoke County Residents are \$25; Non-County Resident is \$50

Flying at Green Hill Park without a pass, according to Roanoke County is classified as:

“flying an RC plane without proper pass, or in a non-designated area, is a class 4 misdemeanor punishable with a maximum fine of \$250”

All of the requirements for where to fly and what the requirements are posted on a County board at the Greenfield Park located between the two fields just east of the large Polo / Soccer field and along the exit road that splits the fields, known as fields A and B.

A yearly pass is available at: Athletics Administration for Parks and Recreation
1206 Kessler Mill Road, Salem Va. 24153

A photo ID badge is to be worn, while flying at the park, the park is patrolled on a regular basis by the Roanoke County Police Department.

Any RVRC Member that is referred to the BOD from Roanoke County for a Citation and / or Fine will be in violation of the By-Laws Section III Paragraph 3.01 and subject to disciplinary action !!

Old Business:

-Discussions being held on field improvement:

Fine Crush & Run to be installed for reduction of dust under canopies on First Saturday in May

Paved runway improvements ~ repair cracks & dips in order to make it more level.

- ➔ David Vietmeier, is working with a sister company of his employer that specializes in highway work for recommendations and quotes. **David, Jim & Gary met for the scheduled meeting on runway site evaluation. Just waiting on a few quotes with different options to present before next GMM.**
- ➔ If you have any concerns or ideas please bring them to Bill Morgan
 - ➔ SUMMIT agrees with our field improvements and gives their blessing to proceed ~ all they ask is *advanced* notification before activities begin !

New Business:

-2017 Budget was available for the March General Membership meeting for review, BOD's discussed line items during their February meeting. No concerns were brought up about the line items. However, since a quorum was not present it went to an email vote per the By-Laws.

-Models of the Month:

None submitted for presentation ...

-Meeting Adjourned: 7:46 PM

**Let's keep in mind that it's Summit's land & we are stewards of their property.
It is a privilege to be here, therefore we need to respect their wishes and demands.**

-Summit Helicopters, has confirmed that operations will be in full swing by December of 2016 however, they may not be completely moved in the facility across from our clubhouse during that time. They have had their Certificate of Occupancy as of the end of September.

REMEMBER there will be a lot more activity out here and on the flight line.

REMINDER ~ IF YOU SEE A BIRD OF ANY KIND (PLANE OR HELICOPTER) OR IF YOU SEE ANY PEOPLE ** DO NOT FLY !!!

◆ PER THE PRESIDENT & THE BOARD OF DIRECTORS,
have mandated that we do not want to put an aircraft down anywhere near Summit's employees nor their equipment !!

-Items of Interest:

-The creation of our [FaceBook Page](#) has now over 71 members strong and still growing. The BOD feels that highlighting club events along with club members aircraft builds, tips, tricks, and techniques is a positive support for our members, the sport & our hobby as a whole. The President, Vice-President, & Secretary are Admin Users.

-Night & Day Fun Fly's – if you have dates or types / styles of fun fly's please start a forum post on RVRC's website & [FaceBook Page](#) and please notify [Board via email](#) of your interest.

-FAA registration OF OUR MEMBERS IS REQUIRED, ***ALL*** members should be registered at www.faa.gov/uas/registration . Once registered pilots will receive a Federal registration number that is to be placed on or within aircraft over 250 grams (0.55 lbs.). Members are encouraged to continue placing their AMA numbers on their aircraft as well. Members only have to register once, they do not have to register each unique aircraft. The FAA requires registration regardless if you fly a multi-rotor, helicopter, fixed wing, or any other type of radio control model aircraft that uses a ground control system with a communication link, such as a transmitter.

★ Question was raised about FAA renewals ~ you will be notified from the FAA every 3 years.

Safety Highlights:

★ **By-Laws and Safety Code has been UPDATED in January on website and in hard copy !!**

-Safety Committee Reports:

- ▶ **It doesn't matter if anyone gives you permission to fly and they're on the field DO NOT FLY as this is a liability issue !**

- ▶ From *RVRC's Safety Code ... section VI. GENERAL*
 - M.*** If a member is found to be in repeated violation of the AMA and RVRC Safety Codes, the member shall, at the discretion of the Board, having flying privileges restricted and/or brought before the general membership for a vote on expulsion from the Club.
 - N.*** Model aircraft may be flown every day of the week with the exception of Sunday mornings until 12 noon during such time no internal combustion engine powered aircraft are to be flown. Other scheduled events may close the field to general flying. Every effort will be made to give the RVRC membership advance notice of the field closing for whatever reason.
 - O.*** Flying is to cease when the lawn service is mowing the field or the hay cutters are inside RVRC's normal operating area.

- ▶ **This applies to any persons on the airfield during all times !!**

-First Aid Kit

- ★ Due to recent events at our field we are moving the First Aid kit to the Shed under lock ... all members should have combination to the shed; if needed please see a Club Officer

- ★ We want everyone to be safe ... and *please* by all means use the items that you require for minor First-Aid but *please* let a Board Member and the Safety Committee know if something is used so that we can replenish it and have it available for the next member

Please by all means let a Board Member and the Safety Committee know if something used for the health and well being of our members needs to be corrected.

Safety Highlights (con't):

- **Do not** use DSM2™ receivers in your aircraft !
- Be mindful of spectator's locations and their safety at ALL times.
- All members *please* review the [Safety Code](#) (**WEBSITE HYPERLINKS IN BLUE**) in its entirety.

★ We've had many members ask, who have been at the airfield during the week mid-day ... so *please* review the above link as it is stated what the proper procedures are to be followed in certain cases !

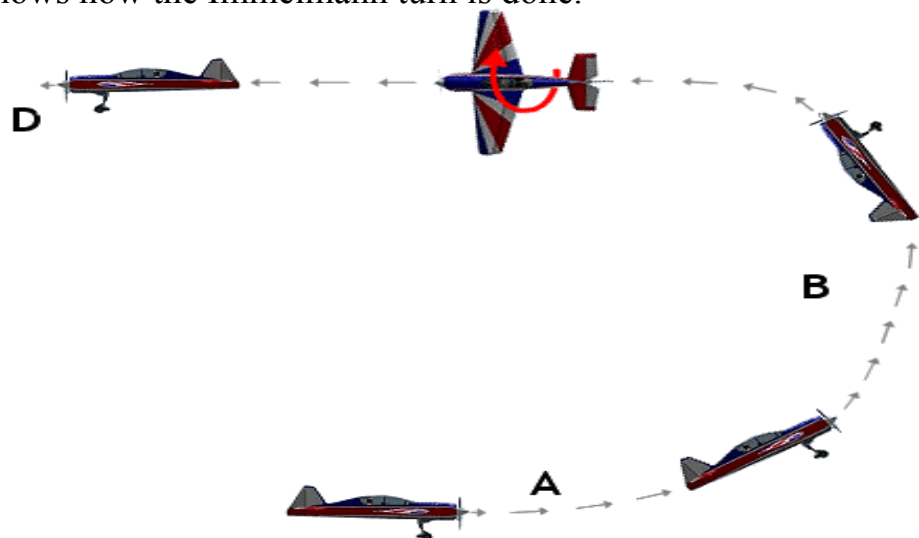
★ If there is **ANY full scale aircraft or personnel on the field** then there is to be **NO R/C FLYING AT ALL !!!!** This includes: Summit personnel, Mowing Crews, Salem Utilities, Salem Waste Disposal and dump truck, Port-A-John personnel and tanker truck. *It doesn't matter if they give you permission to fly and they're on the field DO NOT FLY as this is a liability issue.*

▶ ***Large War-Birds and Jet Pilots especially*** , but all pilots should, start practicing using an Immelmann Turn at the East End of the Field and Runway strip. This should be performed now so as to keep all R/C Aircraft away from the Cessna C182 Hangar and away from ALL buildings.

▶ If you don't know how to perform this maneuver ... it is explained below:

- Fly the plane straight on level flight **Step A**
- Start with 90 degree half-roll climb up using up-elevator until the plane is head back to the opposite direction **Step B**
- Keep the plane in straight and level inverted flight.
- Half-turn the plane to a normal flying position using aileron, you will now be heading opposite to the first direction but gaining higher altitude. **Step D**

➤ This picture shows how the Immelmann turn is done.



➤ **Pro Tips:**

- * When you are comfortable with this maneuver, start matching the speed of the half roll to the height of the half loop . If your roll is short, slow down the half roll to add symmetry to the two components.
- * A tight half loop will make the maneuver much smaller but will provide greater exit speed!

Safety Highlights (con't):

-Early Warning Alert System (EWAS): REMINDER:

→ Jim Bowen reports that: The Aircraft Warning Alert System (AWAS) is now installed and functioning at RVRC's airfield and logging properly.

- **When an incoming manned aircraft pilot triggers the system by radio, a flashing red beacon light is illuminated. The beacon is located on a pole at the fence beside our RVRC runway. The beacon can be activated any time of the day or night and will continue to flash for ten minutes once triggered. If the system is re-triggered while the beacon is flashing, the timer is re-set to end ten minutes past the latest re-triggering, extending the beacon time.**
- **During the day, from about 8:00 AM local time until a few minutes after sundown, an audible alert is also triggered at the field when the beacon is triggered. The audible alert is an alternating high-low tone that lasts for 15 seconds, is silent for 45 seconds, recurs for 10 seconds, is silent for 50 seconds, recurs for 10 seconds, then remains silent, unless the system is re-triggered.**
- **The beacon and audible alerts tell our model aircraft flyers to land immediately, as a manned aircraft is approaching with intention to land. We hope this system will improve safety at the field. Our members must remain vigilant for manned aircraft, however, because not all the Summit helicopters have radios. Our members need to land immediately whenever a manned aircraft approaches the field, whether or not the AWAS system is activated.**
- The system also keeps a log of the times of the alert events, to help in diagnosing any problems that may occur.
- **Approach Flight Pattern** we have details on an approach vector and fly by from Summit's meeting ~ details are that Summit's pilot's intentions:
Circle the field, signaling the AWAS, then come in for approach from the South to the West ... meaning we need to land our R/C aircraft ASAP !!
- Summit's Flight Operations is bringing in a Cessna 182 as pilot transport vehicle and it will now be housed in the Hangar that Al James use to house his C182. This plane will frequent the field more often.
As a reminder when you see any FULL SCALE aircraft on approach please land immediately !!

Tidbits from the Secretary

Members,

I wish to add some insight into this sport and hobby we all love and ask for your insight as well ... not just in modeling but education also. We have a rich history in this club as it has been in existence over four decades. We have many members with talents and varied experience that I ask for those individuals if they remember instances of positive and remarkable things that have happened in our club history to please share them for submission in our Newsletter.

Sincerely, David Vietmeier

Members did you know ...

Parallel charging is quite contested in the R/C community ...

Here's a great video which will hopefully answer many of your questions, and may even dispel some common misconceptions about parallel charging. You can watch it [here](#)

First, some quick ***safety advice***:


1. Never mix and match different voltages! That means never mix batteries with different cell counts. It also means not to mix batteries with states of charge that are too different. Before charging in parallel, check the voltage of your cells. If your cells' voltages are 0.2V apart or less, they are ready to be connected in parallel. If there is more of a difference than that, you will want to charge or discharge them separately. For example, charging two batteries whose individual cell voltages are 3.6V and 3.8V would be fine, but charging a battery with cells at 3.8V with another battery whose cells are at 4.1V or greater can cause damage.
2. Before you start, make sure all of your cables and connections are in good condition. Check all of them, including the charger, charge cables and boards, and batteries. If anything looks suspect, go back to charging one battery at a time and isolate variables. Don't mix rotten apples in with your parallel apple pie!
3. There is always some risk in charging LiPo batteries, so you should never leave your charger unattended while charging batteries. The good news: there is no increased risk from the proper use of parallel charging.

For example we'll use charging of a 3S 4000mAh battery setting up on the next page.

The main points to keep in mind when setting up your charger:

- 1: The cell count of your battery does not change. For example: parallel charging two 3S batteries won't make a 6S battery. When charging multiple 3S batteries in parallel, always set up your charger as if you were charging a single 3S battery. (This goes for any cell count!)
- 2: Add up the mAh of all batteries you plan on charging in parallel, and set your charger accordingly. Four 1000mAh batteries in parallel should be set to charge as if they were a single 4000mAh battery.
- 3: Charging at the mAh rating listed on your battery takes one hour and is called a 1C charge rate. Many batteries can charge faster, at a 2C or even greater charge rate. Sometimes it will say on the battery what it's rated for. If not, you can check with the manufacturer online. Be sure not to mix up the discharge and charge C rating! If your battery is able to be charged at a faster charge rate, you can simply multiply the 1C charge rate by the C rating you wish to charge at, making sure not to exceed the batteries' rating. Every increase in C rating will divide the charge time by the C rating, so 2C is 1/2 as long and 3C is 1/3 as long.
- 4: Do not exceed the lowest C rating of the battery packs being charged. If you're charging a 10C capable pack in parallel with a 2C capable pack, don't go past 2C!
- 5: Amperage is the current you set, which you calculate based off the combined mAh of all the packs in parallel, multiplied by the desired C charge rating that your batteries can handle. Amperage is a direct factor of the mAh * C charge rate.

Below is a handy chart if you're more of a visual learner. In this example, parallel charging four 3S 1000mAh batteries would be set up in the charger as:



Wings & War-Birds Over Salem events are coming SOON !!



Roanoke Valley Radio Control, Inc.

Gary Jordan	588-9969	Board Officers	President
Derrick Smith	(832) 472-5636		Vice-President
Jim Bowen	389-4243		Treasurer
David Vietmeier	314-8421		Secretary & Newsletter Editor

Richard Alexander	204-8767	Board Members	MAL & Safety Chair
Don Hepler	597-7670		Member At Large

Bill Morgan		Committee Chairs	Field Maintenance Chair
Mike Fetz			Safety Committee Member

\Flight Instructors please contact the Board at: board@rvrc.org

Submissions to the newsletter are welcome & encouraged—especially any tips or hints to help fellow modeling enthusiasts. Items wanted to buy, or for sale, are also welcome.

Please mail information to:

RVRC
Office of the Secretary
P.O. Box 241
Salem, VA. 24153

Or send your correspondence electronically to:

secretary@rvrc.org

The RVRC holds regularly scheduled meetings on the 1st Monday of each month at the field in Salem.

DEADLINE IS THE 2nd Monday OF EACH MONTH PRECEDING PUBLICATION

Next RVRC meeting Monday, *April 3rd, 2017,*
at 7PM ~ RVRC Clubhouse & Airfield

Up to the minute weather at the airfield