

The Flight Box



Up to the minute weather at the airfield

Letter from the President

September 2016

After a very hectic month within the club, I have been diligently working to setup a meeting with Summit Heli to discuss our neighbor issue. This person continues to call Summit and tell them we are flying over his house. I am sure that this is not the case. I will update as soon as we hear from Summit.

I recently ordered and received a proper DB meter. I plan on going through all planes that are questionable and use the meter on them.

Going back to the recommended AMA ground testing will be a positive step to quelling any issues with the neighbor. I also plan on doing DB reading around the greenbelt across the river from the field.

I would like to remind all pilots to as much as possible ease up on the throttle on the east end. This will help with the sound issue.

I would like to remind everyone who flies at the field to be very cognizant of flying over the east end of the field.

PLEASE BE AWARE OF WHERE YOUR AIRCRAFT IS AT ALL TIMES

It is your responsibility as a pilot to control your plane. Everyone who flies at our field should know by now where the boundaries of the field are located. AS ALWAYS, we need to watch where we are flying.

Hope to see all of you at WARBIRDS in mid October.

~

Gary Jordan
RVRC's President

Dispatch



Up to the minute weather at the airfield

Note from the Vice-President

September 2016

All Members,

Everyone ... Warbirds Over Salem 2016 is just around the corner next month and we will need everyone to step up and help to make this a success !

There will be a Volunteer sign up sheet at the next meeting, please do your part ... we will need a Field Marshall, Raffle Ticket Sales, and a Transportation Cart Operator. The BOD Staff is already committed in other activities during the show, such as Master Of Ceremonies, Event Coordination, Contest Director, & Registration.

Also we need everyone to attend the next meeting on Monday, October 3rd at 7PM for the proposed revision to Safety Code, see page 12 of newsletter for changes.

Just a reminder ... We all know the rule of not crossing that east tree line, that's where the river meets the area at the end of the paved runway!

Everyone who flies at our field should know by now where the boundaries of the field are located. But for those that don't or are new to the membership please see below ...

Per our club's **Safety Code in section:**

III. FLYING

A. "NO OVERFLIGHT" zone exists east of the Roanoke River in an area bounded by an extension of the edge of the runway on the pilot's side and the closest edge of the Timber Truss runway eastward into the residential area on the other side of the river.

In simplest terms, do not penetrate the vertical plane extending upward from these lines on the east side of the river. Past violations over the "No Over-flight" area has resulted in complaints and several visits by the Salem police.

please ... Please ... PLEASE people - comply with **RVRC's Safety Code as the BOD does not want to implement Section 6, Paragraph M on any member but will do so if required !!**

~

Derrick Smith
RVRC's Vice-President

Minutes of the General Membership Meeting

Meeting called to order: 7:00pm

- 18 members present, 0 junior member (s), 0 Associate, and 3 guests
- a quorum (17) **was** met

Guests:

- John Claterbaugh, lives in Botetourt County and has been interested in the sport for a long time. "I've been infatuated with flight since I was 8 years old! And R/C as well after that time". He's been flying by himself but is looking to join our club to fly with other pilots, being able to learn & enjoy the camaraderie get any advice from our club's vast knowledge.

- Allen Hancock, a retired chemical engineer, lives in Blacksburg. In his younger years he flew control line. He still needs to join the AMA but is flying on a simulator & loves it.

- Rick Littleton, lives in Salem, recently retired and says it's GREAT! He is a childhood friend of Jim Bowen, as they grew up together in Covington. Doesn't know anything about R/C flying and Ronnie, at Crossroads Hobbies, told him to come and see us!

August's New Club Members :

- Curtis Sheilds
- Danny Wright
- Charlie Wright (youth ~ Danny's son)

September's New Club Members :

- John Claterbaugh
- Rick Littleton

★ *Please give them all a hearty welcome the next time you see them at the field*

Announcements:

- ★ ***You must be a Member in good standing, aircraft labeled with FAA & AMA numbers, along with dues current with the AMA & RVRC to fly at RVRC's Airfield !!!***
- ★ ***THERE IS A NEW FIRE EXTINGUISHER IN THE SHED***

-War-Birds Over Salem 2016

Event on the third Saturday in October the 22nd.

- ★ See attached flyer at end of newsletter
- ★ Don Fulcher had to step down as the Contest Director for this event due to surgery scheduled prior to the event ... if you have any ideas please let Derrick Smith, Vice-President & Event Coordinator, know of your recommendations so they can be implemented !!

► ANNOUNCEMENT & AGENDA FOR WBOS 2016

- ✓ In a joint task force, Roanoke Valley Radio Control Club [AMA#638], Commando Supply & Roanoke Military Vehicle club presents....
- ✓ **WARBIRDS OVER SALEM**
- ✓ Come join us in this fun operation. We will have a wide range of different military aircraft from small to giant scale, and full-scale military vehicles, as well as True Veterans from the 8th Air Force Fellowship wing & Veterans of the Round-Table, the beautiful ladies from The Bombshells of Virginia.
- ✓ We will have raffle prizes and a 50/50 raffle, along with trophies for Best Warbirds! There will be a food vendor present, RC flight simulator for the kids and adults that would like to try flying RC airplanes, as well as games for the kids.
- ✓ Pilots must check in at 10AM for pre-flight event meeting.
- ✓ **NO LANDING FEE AND NO CAMPING FEE !!**
- ✓ Camping available but no RV hookups. Our show is on Saturday October 22nd from 10AM to 3PM. After 3 o'clock is open flying. Fly what ever you want, including non-military aircraft! Sunday is open flying all day!! Feel free to come in Friday evening after 5PM to setup camp! If camping you MUST RSVP to staff@rvrc.org!
- ✓ Sponsored by: Crossroad Hobbies & Commando Supply
- ✓ commandosupply.org
- ✓ Commando Supply Inc.
- ✓ 5449 Franklin Rd
- ✓ Roanoke Va. 24014
- ✓ 540-989-5478
- ✓ roanokemilitaryvehicle.org
- ✓ Crossroads Hobbies & Crafts
- ✓ (540) 387-3414
- ✓ 1104 W Main St
- ✓ Salem, VA 24153
- ✓ crossroadshobbiesandcrafts.com

Announcements (con't):

-War-Birds Over Salem 2016 (con't)

► ANNOUNCEMENT & AGENDA FOR WBOS 2016 (con't)

- ✓ There will be the Virginia Tech Corps of Cadets Color Guard in attendance to help with our opening ceremony. Also, the VT Army ROTC will be providing some volunteers to help us out during the event at booths, gate and anything else we might need.
- ✓ Live singer to sing National Anthem
- ✓ Matt McKeever, Aviation Historian with Channel 7 WDBJ, will be present.
- ✓ Cindy's has confirmed that she will be here to serve food and can accommodate up to 1500 people. The BBQ vendor's were already booked.
- ✓ The airshow is in joint operations with the Commando Supply and Roanoke Military Vehicle Club. Also the 8th Air Force Fellowship Group Wing, Veterans of the Round-Table and the Virginia Bombshell's Ladies will be in attendance.
- ✓ During the show we're giving out a trophies to the best electric and to the best fuel powered war birds, also we will be awarding one to the a best military vehicle. These awards will be based on craftsmanship and historic understanding of the model and vehicle. RVRC's club members will be judging the military vehicles. The Bombshells will be picking their favorite airplane as the last award to be given. Finally there is a trophy for the Battle to the Death Air Dog Fight. Planes will chase each other and try to hit their opponent out of the sky.
- ✓ At noon we will have a demonstration of different aircraft flying encompassing from World War I, World War II, Korean, Vietnam, to Modern Day. Then after the noon demonstration RVRC will open the airfield up for pilots to fly any and all the military aircraft they wish to fly in whatever arrangements they desire. The airshow is scheduled to finish at 3 o'clock in the afternoon afterwards all aircraft may fly.
- ✓ We're having a bounce house for the children, camouflage face painting, airplane coloring books, games, and a flight simulator for all the children as well as the adults to try their skills at flying a Radio Control aircraft.
- ✓ Major Raffle Prizes two airplanes:
 - one 1200 mm E-Flite Corsair
 - one 1100 mm E-Flite P-47

Announcements (con't):

-War-Birds Over Salem 2016 (con't)

▶ ADVERTISING FOR WBOS 2016 (con't)

- ✓ We Manage to post in the following:
 - ✓ Giant scale news magazine
 - ✓ RC Groups.com
 - ✓ Flying Giants.com
 - ✓ RC Flightdeck.com
 - ✓ Coastal Planes
 - ✓ RC central: event and meets
 - ✓ Roanoke RC Trading House
 - ✓ RC Nation
 - ✓ RCAAA(RC Airplane Addicts Anonymous)
 - ✓ Roanoke County Yard Sale Pages
 - ✓ Salem Buy, Sale or Trade RC Aircraft
 - ✓ Crossroad Hobbies
 - ✓ Ed's RC
 - ✓ Hobby Hutt
 - ✓ Craigslist
- ✓ Salem Gun Show at Salem Civic Center ... David V. & Derrick S. attended on Sunday September 18th, hosting a table with two warbird & passed out over a 100 flyers, a few membership applications to very interested parties that said they wanted to come to our next General Membership Meeting.
- ✓ Wings Over Freedom Tour at Roanoke Airport coming up on October 15th ... Derrick S. will be attending with another table with a warbird handing out flyers and getting the word out about the club and the event. This activity at the airport will have Full Scale Military Aircraft that has flown in Military Conflicts. More info here [Wings Over Freedom Tour](#)

-New Chairs for the membership, we purchased 29 new chairs for our members from Lowe's that are heavy duty, with a wide seat, and will hold 350 pounds.

-Dan Quinn with Summit has hung NO TRESPASSING signage, due to our recent event with the outside gate key reader from a stranger in a RV entering our open gate during the Labor Day Cookout Festivities, which demolished the post and reader. And along with with the recent vandalism during the weekend of Wings Over Salem has lead Summit to hang signage on the exterior of the fence. **There is to be no one on their land with out the express consent of Summit and we are to remind people that if they are not a club member that this is private property and they need to vacate the premise.** If you do see someone please be courteous and explain to them that with the previous owners this land use to have a public access but due to the vandalism of recent that this is no longer the case.

Treasurer's Report

Prepared by Jim Bowen ~ RVRC's Treasurer
for the month of
July

RVRC Treasurer's Report for Jul 2016
Prepared August 15, 2016

Checking Acc't	\$11,432.26
Money M'kt Acc't (as of Jul 31, 2016)	34,760.69
Cash on hand	10.00
Total funds:	<u>\$46,202.95</u>

Income/Expense by Payee - Jul 2016

Checking Account	
7/1/2016 Beginning Balance	\$12,793.69

DEPOSITS

7/8/2016 W.O.S. silent auction plane payment	85.00
7/8/2016 W.O.S. walk-in donation	20.00
7/30/2016 RVRC T-Shirt Sales	30.00
7/30/2016 New Member Dues and Initiation Fees	420.00

Deposits, total	<u>\$555.00</u>
-----------------	-----------------

EXPENSES

7/1/2016- 7/31/2016

Payee:		FOR:
7/4/2016 Tidy Services	70.00	Porta John service
7/4/2016 US Postal Service	70.00	Annual PO box fee
7/4/2016 State Corporation Commission	25.00	Annual SCC registration fee
7/6/2016 Jeff Stubbs	460.00	Plane for W.O.S. raffle
7/6/2016 Lowell's Lawns, Etc.	675.00	June mowing and trimming
7/16/2016 Tidy Services	70.00	Porta John service
7/16/2016 City of Salem	10.00	Monthly dumpster lease fee
7/16/2016 City of Salem	86.30	Electric utility bill
7/26/2016 Graybar	257.75	Horns for aircraft warning alert system
7/28/2016 DF Supply, Inc.	192.38	50 gate key tags

TOTAL EXPENSES	<u>\$1,916.43</u>
----------------	-------------------

7/31/2016 Closing Balance	\$11,432.26
---------------------------	-------------

Treasurer's Report

Prepared by Jim Bowen ~ RVRC's Treasurer
for the month of
August

RVRC Treasurer's Report for August 2016
Prepared September 12, 2016

Checking Acc't	\$10,768.23
----------------	-------------

Money M'kt Acc't (as of Aug 31, 2016)	34,761.57
---------------------------------------	-----------

Total funds:	\$45,529.80
--------------	-------------

Income/Expense by Payee - Aug 2016

Checking Account	
8/1/2016 Beginning Balance	\$11,432.26

DEPOSITS

None

Deposits, total	<u>\$0.00</u>
-----------------	---------------

EXPENSES

8/1/2016- 8/31/2016

Payee:

FOR:

8/13/2016 Lowell's Lawns, Etc.	540.00	July mowing and trimming
8/20/2016 City of Salem	45.00	Monthly dumpster lease fee & pickup
8/20/2016 City of Salem	55.86	Electric utility bill
8/20/2016 All Star Impressions	23.17	4 Name Tags

TOTAL EXPENSES	<u>\$664.03</u>
----------------	-----------------

8/31/2016 Closing Balance	\$10,768.23
---------------------------	-------------

Old Business:

-Discussions being held on field improvement:

- Something to be done for reduction of dust under canopies.
- Additional Canopies to be put at West end of field by single canopy.
- Paved runway improvements ~ repair cracks & dips in order to make it more level.

➡ If you have any concerns or ideas please bring them to Bill Morgan

-**Summit:** Gary, RVRC's President, has received word back from John Milco, CEO of Summit, and has a ***tentative date scheduled in near future*** after they meet with concerned neighbor so that Board Of Director's can meet face to face and iron out some particulars.

-Early Warning Alert System (EWAS) we *HAVE* an *UPDATE*

- 🌟 Jim B. has purchased a couple of amplified horns for the audible alert, has identified a bright red beacon light for the visual alert, and is awaiting re-stocking to purchase it. The initial microprocessor programming is complete, such that the system can be demonstrated. A few programming modifications (alert timing changes, disabling the audible alert at night, and logging loss of power) still need to be done prior to installation, and a few more items need to be purchased to complete the system.

➡ **Approach Flight Pattern** we are waiting for a details on an approach vector and fly by from Summit's planned meeting so we, as a club, are aware of Summit's pilot's intentions.

- ➡ Summit's Flight Operations is bringing in a Cessna 182 as pilot transport vehicle and it will now be housed in the Hangar that Al James use to house his C182. This plane will frequent the field more often. ***As a reminder when you see any FULL SCALE aircraft on approach please land immediately !!***

New Business:

-**Voted in 2 new members** , for September

- ★ Current membership is at 86 total members for fiscal year 2016-2017
- ★ This number includes 4 Juniors & 2 Associates

New Business (con't):

-**Summit Helicopters**, is planning on completely moving in the facility across from our clubhouse during the first week in October. They will be getting their Certificate of Occupancy by the end of September. Once that happens *there will be a lot more activity out here and on the flight line.*

REMINDER ~ IF YOU SEE A BIRD OF ANY KIND (PLANE OR HELICOPTER) OR IF YOU SEE ANY PEOPLE ** DO NOT FLY !!!

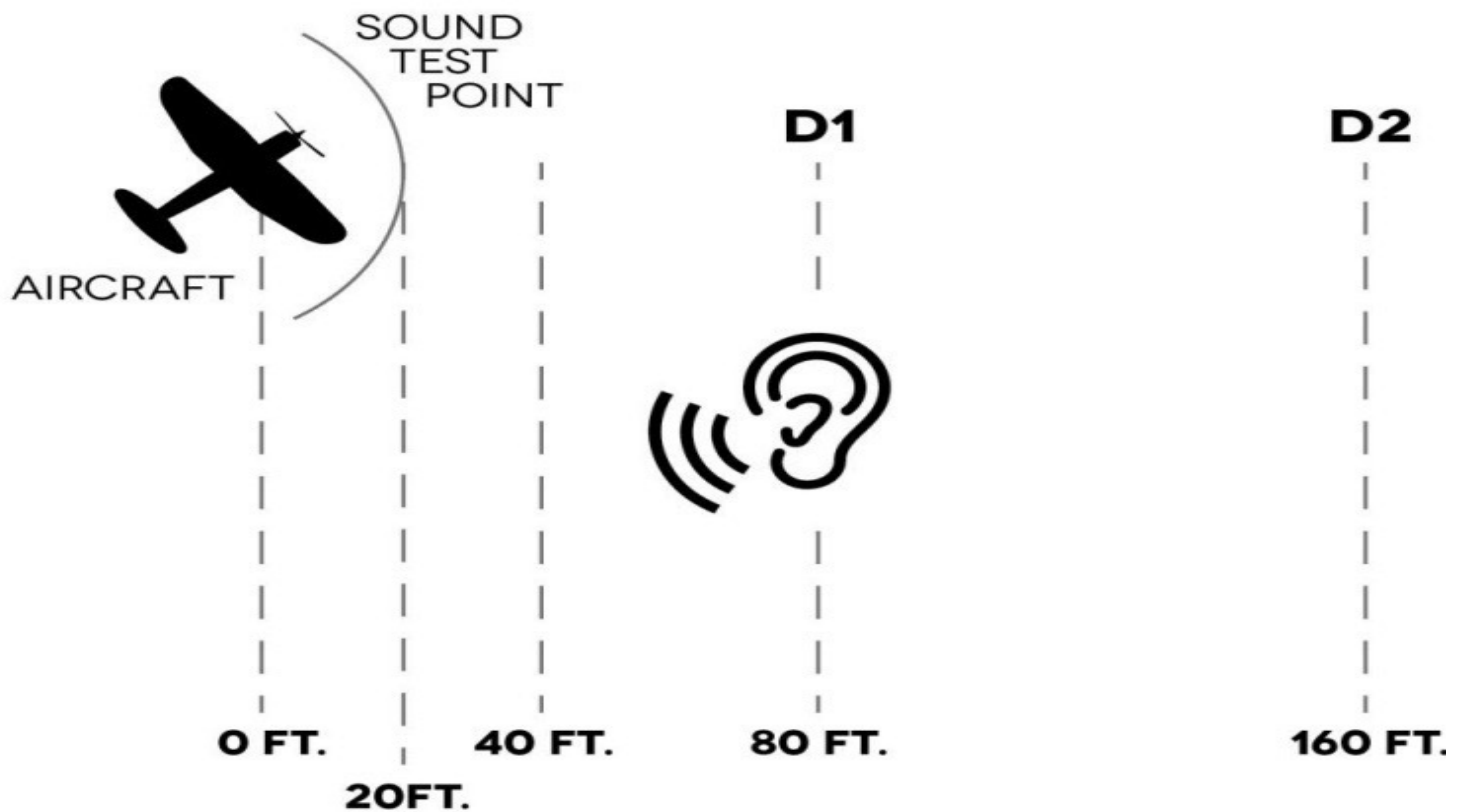
◆ **PER THE PRESIDENT AND THE BOARD OF DIRECTORS**, have mandated that we do not want to put an aircraft down anywhere near Summit's employees nor their equipment !!

-**Concerned Neighbor**, we've never had as many complaints about sound in all of our 40 years of existence at this field as we have had in the last 60 days, since Wings Over Salem. This neighbor has contacted the Salem Police Department, over a dozen times, Summit repeatedly, and sent an email to the AMA National Safety Director Ms. Alona Payne which in turn the email went to AMA District IV President Jay Marsh who contacted our President.

- Currently we have not broken any of Salem's sound ordinances, however we will be implementing a sound decibel meter check of **ALL** aircraft
- Muffler for combustion engines [Mile High RC mufflers](#)
- **Ways of abating noise problems from the AMA**
 - Try a three-blade propeller. The most important thing to remember about airplane noise is most of what you hear does not come from the engine, it comes from the propeller. What you hear when your engine unloads in the air are the propeller tips going supersonic, so getting the engine rpm down will limit much of that. So you think a bigger, two-blade propeller will slow the engine down, resulting in lower noise, right? Wrong! Yes, it will slow the engine down, but now you have longer blades and the tips are actually going faster (physics). The answer is to add blades so you can keep the diameter down while also reducing the rpm. The reason you see most of the big International Miniature Aerobatic Club (IMAC) fliers now using three-blade propellers is not for performance, but noise control. If you don't know how to figure for a three-blade propeller, ask your engine manufacturer for a recommendation. A rule of thumb is to reduce diameter or the pitch by one inch or both if needed.
 - Use as large as possible "canister-type" muffler. Nearly all engines, glow and gas, sold in the US market today are supplied with a large can-type muffler. Most of these supplied mufflers will adequately control the combustion noise coming from the cylinder. After-market mufflers will do a better job of quieting the engine, so look for those.
 - Soft mount your engine. There can often be quite a bit of noise coming from your airframe, especially if it contains a lot of fiberglass or is an open structure covered in plastic film. When the engine is hard mounted to the firewall, the vibration will be carried back through the airframe and essentially act as a drum unless there is some type of absorption material in there to soak it up. Many of the newer 30% and 40% aerobatic aircraft have foam turtledecks and other foam parts that absorb much of the vibration noise. If not, your beautiful machine will sound more like a drum kit than a purring kitten. There are several soft-mount systems on the market. To my knowledge, all full-scale piston engines are soft mounted.

Sound Table
Sample Noise Test at a Local Flying Site

Distance (ft)	Sound Pressure (dB)
20	96
40 (double the 20' distance)	90 (reduction of 6dB)
80 (D1)	84
160 (D2)	78
320	72
640	66
1280	60



Motion by the BOD & Safety Committee to amend Safety Code

- ★ *Your attendance is requested & required at the next General Membership Meeting on October 3rd at 7PM, to vote and pass amendments. Per RVRC's By-Laws ARTICLE XI – AMENDMENTS*
- ★ *11.01 Amendments by Club: These bylaws may be amended by this Club as may be necessary from time to time and as necessary to comply with local, state or federal law.*
- ★ *11.02 Notice and Voting: Proposed amendments shall be in writing and shall be mailed or emailed, together with notice of the meeting, to each Club member at least seven (7) days prior to the meeting at which they are to be voted on. Amendments may be considered at any regular or special meeting of the Club at which a quorum is present and shall be adopted upon two-thirds vote of the members present.*

i. Safety Code Section VI. GENERAL Paragraph E reads:

Noise level for engines shall be tested at the run-up stand per September '95 RVRC guidelines. Lock the plane down on the table with the engine over the ground pad. At full throttle, sound measurements will be taken from the DB meter resting on the 3' post at 10'. With no spectators inside the 10' arc of the DB meter, limits are: below 70 ° F- 99 DB (100 DB if ☺ propeller); above 70 ° F- 98 DB (99 DB if ☺ propeller). ☺ propellers are APC, Bolly, or Menz type.

Proposed

Noise level for engines shall be tested at the run-up stand per ~~September '95~~ RVRC guidelines. Lock the plane down on the table with the engine over the ground pad. At full throttle, sound measurements will be taken from the DB meter resting on the 3' post at ~~10'~~ 20'. With no spectators inside the ~~10'~~ 20' arc of the DB meter, limits are: ~~below 70 ° F- 99 DB (100 DB if ☺ propeller); above 70 ° F- 98 DB (99 DB if ☺ propeller).~~ ☺ for propellers which, are made of Wood, Plastic or Composite type of materials.. If aircraft readings are over 96 DB then the approved motor manufacture noise abatement muffler shall be installed on the engine before aircraft can fly. EDF (Electric Ducted Fan) & Turbine jets will be tested in the same way. To be in accordance with AMA guidelines here: <http://www.modelaircraft.org/files/927.pdf>

ii. Safety Code Section VI. GENERAL Paragraph N reads:

The field is normally open for flying every day of the week except Sunday morning. No powered models may fly until after 12:00 noon on Sundays only. Other scheduled events may close the field to general flying. Every effort will be made to give the RVRC membership advance notice of the field closing for whatever reason.

Proposed

Model aircraft may be flown every day of the week with the exception of Sunday mornings until 12 noon during such time no internal combustion engine powered aircraft are to be flown. Other scheduled events may close the field to general flying. Every effort will be made to give the RVRC membership advance notice of the field closing for whatever reason.


iii. All instances in the By-Laws and Safety Code referring to AL JAMES or TIMBER TRUSS to be replaced with **SUMMIT HELICOPTERS**

New Business (con't):

-Clean Up day Scheduled for WBOS, early October we'd like to just spruce up a few things ... please plan to attend as many hands make light work then we can all fly ~ details to be announced at the October meeting.

-Items for Sale, Bob Davis A.K.A. 'Warbird Bob' has a friend Jeff Rakes that has a few planes to sell as he's getting out of the hobby.

- (1) Quarter scale Pylon Racer Airplane, modified Pylon Racer style. 18.5 lbs, 8 foot wing span, 26.2 oz/sq. ft loading. Zenoah G-38 engine with electronic ignition. New batteries and 6 HT servos, Futaba 6 ch. 2.4 GHz FHSS receiver. Aereobatic and smoke system capabilities. Many other accessories - getting out of R/C. \$400 OBO
- (2) Also available Futaba 7 CH 2. 4 GHz transmitter
- (3) Call Jeff – 540-353-7058
- (4) Talorcraft Look-alike, quarter scale - scratch built. 18 1/2 lbs., 8 ft wingspan, 27.8 oz/sq. foot wing loading. Zenoah G-38 engine with magneto. New batteries and 6 HT servos. Futaba 6 ch. 2.4 GHz FHSS receiver. Flys scale-like, Many other accessories, getting out of R/C. \$400 or OBO.



-Models of the Month: none presented

-Meeting Adjourned: 8:12 PM

**Let's keep in mind that it's Summit's land & we are stewards of their property.
It is a privilege to be here, therefore we need to respect their wishes and demands.**

-Items of Interest:

Newsletter Submission Date Change; Secretary has moved date to 2nd Monday of the Month preceding publication to enable an earlier and more timely distribution of the newsletter to the General Membership. Office of the Secretary's goal is to have the Newsletter presented and posted to the website with in 7-10 days after the monthly General Membership Meeting.

-The creation of our [FaceBook Page](#) has now over 61 members strong and still growing. That's 5 new members over last month !! The BOD feels that highlighting club events along with club members aircraft builds, tips, tricks, and techniques is a positive support for our members, the sport and our hobby as a whole. Reminder this is a closed page and you must ask to join and Gary, Derrick, or David will admit you as they are Admin Users.

-Night & Day Fun Fly's – if you have dates or types / styles of fun fly's please start a forum post on RVRC's website & [FaceBook Page](#) and please notify [Board via email](#) of your interest.

-FAA registration of our members **is required**, ***ALL*** members should be registered at www.faa.gov/uas/registration . Once registered pilots will receive a Federal registration number that is to be placed on or within aircraft over 250 grams (0.55 lbs.). Members are encouraged to continue placing their AMA numbers on their aircraft as well. Members only have to register once, they do not have to register each unique aircraft. The FAA requires registration regardless if you fly a multi-rotor, helicopter, fixed wing, or any other type of radio control model aircraft that uses a ground control system with a communication link, such as a transmitter.

-Renewals for year 2017-2018 ~ BOD will be planning on implementation of payments on-line via PayPal and renewal registration & new member registration on our RVRC's website. BOD is currently in planing and development stage of this undertaking, however it is our goal to have this in place and ready for implementation for next March / April time frame.

★ *Please understand this is a work in progress for the renewals ~ we are trying to make it easier for you*

Safety Highlights:

-Safety Committee Reports:

- ▶ *It doesn't matter if anyone gives you permission to fly and they're on the field DO NOT FLY as this is a liability issue !*
- ▶ From *RVRC's Safety Code* ... section **VI. GENERAL**
 - M.** *If a member is found to be in repeated violation of the AMA and RVRC Safety Codes, the member shall, at the discretion of the Board, having flying privileges restricted and/or brought before the general membership for a vote on expulsion from the Club.*
 - N.** *The field is normally open for flying every day of the week except Sunday morning. No gas or glow powered models may fly until after 12:00 noon on Sundays only. Other scheduled events may close the field to general flying. Every effort will be made to give the RVRC membership advance notice of the field closing for whatever reason.*
 - O.** *Flying is to cease when the lawn service is mowing the field or the hay cutters are inside RVRC's normal operating area.*
- ▶ **This applies to any persons on the airfield during all times !!**

-First Aid Kit

- ★ Due to recent events at our field we are moving the First Aid kit to the Shed under lock ... all members should have combination to the shed; if needed please see a Club Officer
- ★ We want everyone to be safe ... and please by all means use the items that you require for minor First-Aid but please let a Board Member and the Safety Committee know if something is used so that we can replenish it and have it available for the next member

-Fire-extinguishers

- ★ Due to recent events at our field we are moving the Fire Extinguishers to the Shed under lock ... all members should have combination to the shed; if needed please see a Club Officer.
- ★ We are getting the 5 & 10 pound extinguishers recharged as they were discharged during the recent vandalism last month ~ want everyone to be safe ... and Please by all means let a Board Member and the Safety Committee know if something used for the health and well being of our members needs to be corrected.

Safety Highlights (con't):

- **Do not** use DSM2™ receivers in your aircraft !
- Be mindful of spectator's locations and their safety at ALL times.
- All members *please* review the [Safety Code](#) ([WEBSITE HYPERLINKS IN BLUE](#)) in its entirety.

★ We've had many members ask, who have been at the airfield during the week mid-day ... so *please* review the above link as it is stated what the proper procedures are to be followed in certain cases !

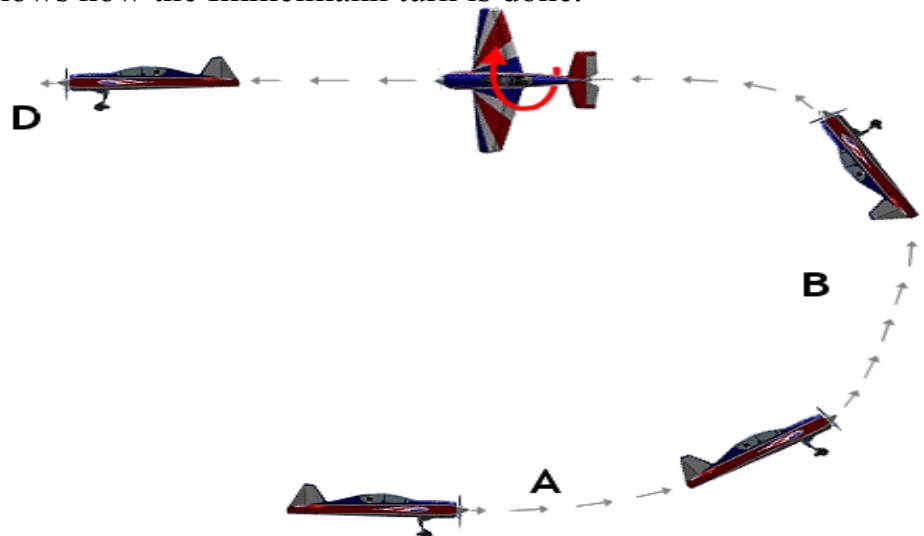
★ If there is ANY full scale aircraft or personnel on the field then there is to be NO R/C FLYING AT ALL !!!! This includes: Summit personnel, Mowing Crews, Salem Utilities, Salem Waste Disposal and dump truck, Port-A-John personnel and tanker truck. *It doesn't matter if they give you permission to fly and they're on the field DO NOT FLY as this is a liability issue.*

▶ **Large War-Birds and Jet Pilots especially** , but all pilots should, start practicing using an Immelmann Turn at the East End of the Field and Runway strip. This should be performed now so as to keep all R/C Aircraft away from the Cessna C182 Hangar and away from ALL buildings.

▶ If you don't know how to perform this maneuver ... it is explained below:

- Fly the plane straight on level flight **Step A**
- Start with 90 degree half-roll climb up using up-elevator until the plane is head back to the opposite direction **Step B**
- Keep the plane in straight and level inverted flight.
- Half-turn the plane to a normal flying position using aileron, you will now be heading opposite to the first direction but gaining higher altitude. **Step D**

➤ This picture shows how the Immelmann turn is done.



➤ **Pro Tips:**

- * When you are comfortable with this maneuver, start matching the speed of the half roll to the height of the half loop . If your roll is short, slow down the half roll to add symmetry to the two components.
- * A tight half loop will make the maneuver much smaller but will provide greater exit speed!

Tidbits from the Secretary

by, David Vietmeier

Labor day Cookout pictures...



Tidbits from the Secretary

by, David Vietmeier

Labor day Cookout pictures...



*Salem Gun Show publicizing RVRC
Club and War-Birds Over Salem*



In a joint task force, Roanoke Valley Radio Control Club,
Commando Supply & The Roanoke Military Vehicle Club present...

WARBIRDS OVER SALEM

SATURDAY OCTOBER 22, 2016

10AM-3PM

SPONSORED BY:

CROSSROADS HOBBIES

COMMANDO SUPPLY



**SALEM
WANTS
YOU!**

**OPEN TO
PUBLIC**



525 McClelland St.
Salem, VA 24153



NO LANDING FEE

RAFFLE PRIZES & 50/50 RAFFLE

TROPHIES FOR BEST OF SHOW

FOAMY ELECTRIC BATTLE TO THE DEATH

FOOD VENDOR PRESENT

PILOT MEETING AT 10AM

MUST HAVE AMA

PILOTS RSVP TO:

STAFF@RVRC.ORG

WWW.RVRC.ORG

Roanoke Valley Radio Control, Inc.

Board Officers

Gary Jordan	588-9969	President
Derrick Smith	(832) 472-5636	Vice-President
Jim Bowen	389-4243	Treasurer
David Vietmeier	314-8421	Secretary & Newsletter Editor

Board Members

Bruce Davidson	384-6760	Member at Large
Richard Alexander	204-8767	MAL & Safety Chair

Committee Chairs

Bill Morgan		Field Maintenance Chair
Jeff Stubbs	cd@rvrc.org	Contest Director
Mike Fetz		Safety Committee Member

\Flight Instructors please contact the Board at: board@rvrc.org

**The RVRC holds regularly scheduled meetings on the
1st Monday of each month at the field in Salem.**

Submissions to the newsletter are welcome & encouraged—
especially any tips or hints to help fellow modeling
enthusiasts. Items wanted to buy, or for sale, are also welcome.

Please mail information to:

RVRC
Office of the Secretary
P.O. Box 241
Salem, VA. 24153

Or send your correspondence electronically to:

secretary@rvrc.org

**DEADLINE IS THE 2nd Monday OF EACH MONTH
PRECEDING PUBLICATION**

**Next RVRC meeting Monday, October 3rd, 2016,
at 7PM ~ RVRC Clubhouse & Airfield**

Up to the minute weather at the airfield